

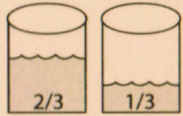


PAGEL-USA

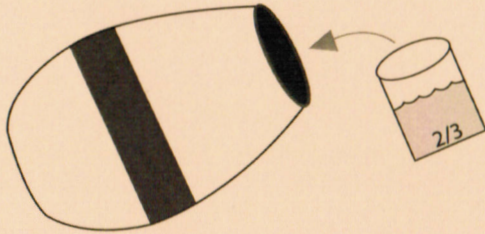
OFFICE 001 952 942 6105 · WWW.PAGEL-USA.COM

Mixing Instructions

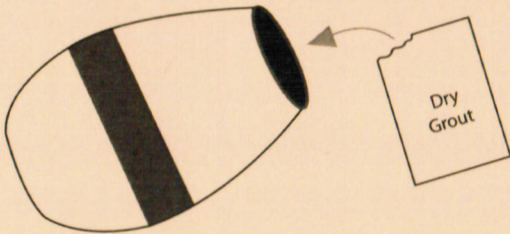
STEP 1: Measure water needed (see bag label).



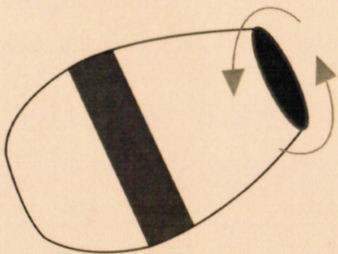
STEP 2: Add 2/3 of the water required to mixer.



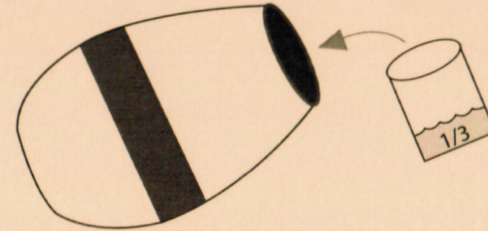
STEP 3: Add dry grout.



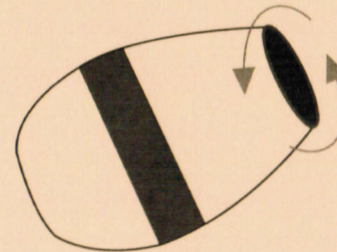
STEP 4: Mix for 3 minutes.



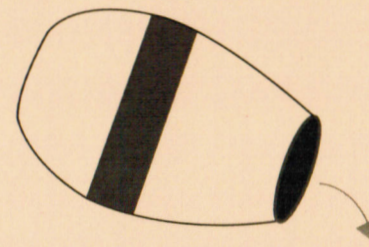
STEP 5: Slowly add remaining 1/3 water or until desired consistency is reached (like honey).



STEP 6: Mix for an additional 2 minutes.



STEP 7: Grout is ready, place immediately.



* Adding too much water will reduce performance and strength. See back of bag for additional information.
* Agregando demasiado agua reducirá desempeño y fuerza. Vea espalda de bolsa para la información adicional.